

# SAILING INSTRUCTIONS

## 1. RULES

Races will be governed by the Racing Rules of Sailing (RRS), the prescriptions of US SAILING, the Racing Rules of the BBYRA and by these Sailing Instructions.

## 2. NOTICE TO COMPETITORS

Notices to competitors will be posted on the official notice board located in the vicinity of the registration desk at the regatta headquarters.

## 3. CHANGES IN SAILING INSTRUCTIONS

Any change in the sailing instructions will be posted at least one hour prior to the scheduled AM or PM Warning Signal.

## 4. SIGNALS MADE ASHORE

Signals made ashore will be displayed at the regatta headquarters.

## 5. ACCOUNTABILITY

5.1 Changes of registered skipper or sail number must be submitted in writing at the registration desk or late entry boat.

5.2 Onus for being counted as a starter or non-starter rests with each boat. Boats intending to race should pass close by the late entry boat, hail class and sail number, and receive acknowledgement. A boat which comes to the starting line and elects not to race must so advise the late entry boat before her preparatory signal. Any registered boat sailing in the starting area between her preparatory and starting signals will be considered a starter.

5.3 The committee will endeavor to account for all entered boats. If a boat does not start or fails to finish, the skipper shall report to the Regatta Committee or Patrol Boat flying a numbered patrol flag before leaving the course. Any boat withdrawing from the race without prompt notice may be disqualified for the next two races.

## 6. CLASS SIGNALS AND STARTING TIMES

See inside

## 7. THE COURSE

7.1 The course chart shows the approximate location of marks, the order in which marks are to be passed, and the side on which each mark is to be left.

7.2 The Class designation and number of course to be sailed by that Class will be displayed, contrary to RRS 27.1, at its Preparatory Signal and remain until its starting signal.

7.3 When courses 90 through 97 are signaled, the PORTABLE MARK COURSE ADDENDUM will apply.

7.4 The Race Committee may elect to establish a special turning marker for the "E" Sloop Class near the final turning marker of the course. In such case this marker will be an orange cylinder carrying flag E.

7.5 Any special course will be posted on the Official Notice Board at least one hour prior to the scheduled Warning Signal.

## 8. MARKS

Marks will be drums painted orange and white with identifying letters painted in black, except as noted.

## 9. THE START

9.1 Races will be started in accordance with RRS 26, System 2 with classes starting at five minute intervals and in the order shown under Class Signals and Starting Times.

9.2 The starting line will be between a staff displaying an orange flag on the committee boat at the starboard end and an orange cylinder with the letter "L" painted on the side at the port end.

9.3 An orange ball attached to the Committee Boat is considered a part of the mark.

9.4 Boats sailing on a leg of the course may not cross the start or finish line except to start, finish, or if the start or finish mark is a rounding mark..

9.5 A boat shall not start later than four minutes after her starting signal.

## 10. RECALLS

10.1 Individual recalls will be signaled in accordance with RRS 29.2. In addition, the Race Committee may attempt to hail each boat that has not started correctly. Failure to make or hear such hail will not be grounds for redress.

10.2 Modifying RRS 29.3, a general recall will be signaled by display of the first substitute over a blue shape (preparatory signal) with a sound signal. Means: "The class is recalled for a new start. This signal will be lowered four minutes after the aborted start with a sound signal. This will be one minute before the restart signal".

10.3 When a general recall has been signaled, starts for the succeeding classes will be postponed accordingly.

## 11. THE FINISH

11.1 The Race Committee will attempt to establish a windward finish for the first class to finish. Failure to do so will not be grounds for redress.

11.2 The finish line will be between a staff displaying an orange flag on the race committee boat and an orange cylinder with an "L" painted on the side, except as indicated in the PORTABLE MARK COURSE ADDENDUM.

## 12. TIME LIMIT

The time limit will be 2 1/2 hours for AM classes and 3 hours for PM classes. A boat finishing more than 30 minutes after the first boat of her class finishes or after the time limit, whichever is later, will be scored "Did not finish".

### 13. PROTESTS

13.1 The BBYRA prescribes the following modification of RRS 61.1: A protesting boat must fly flag "B" or a red rectangular flag no smaller than 6 inches by 8 inches in order to signify her intent to protest.

13.2 Protests shall be written on forms available at the regatta headquarters or line boat and lodged in accordance with RRS 61.3,

13.3 Protests not disposed of on a race day will be heard at Regatta Headquarters commencing at 0730 on the next scheduled race day.

### 14. PENALTIES

14.1 The 720 Degree Turns Penalty, RRS 44.2 will apply with the additional provision that when a boat breaks a rule with spinnaker drawing, drops it completely while taking her penalty and resets it and has it drawing after the penalty, the penalty is one full turn or 360 degrees instead of two full turns.

14.2 Notwithstanding paragraph 14.1, a boat may elect to accept a Scoring Penalty, RRS 44.3.

14.3 All alternative penalties taken shall be reported to the Regatta Committee immediately after finishing.

### 15. SAFETY

15.1 All Junior Class Competitors (Junior Laser Radial, Club 420 & Blue Jay) shall wear life jackets or other adequate personal buoyancy as specified in Rules 1.2 and 40 at all times while racing.

15.2 "E" sloops shall deploy mainsail flotation at all times while racing.

15.3 Safety inspections will be conducted at the discretion of the committee. Flag "L" and a class signal displayed at the finish line will indicate a mandatory inspection. Boats are required to respond by checking in with a safety patrol boat flying flag "L" and the class signal while laying at anchor to windward of the finish line. All boats must be acknowledged.

### 16. POSTPONEMENT SIGNAL ("AP", Answering Pennant)

Modifying Race Signals, this signal made before 1:15 PM does not refer to afternoon races.

### 17. COME WITHIN HAIL SIGNAL (Flag "L")

With respect to Race Signals, Flag "L", when displayed afloat to indicate "Come within Hail", is mandatory. Failure to respond will be grounds for disqualification.

### 18. MARK MISSING ("M")

Modifying RRS 34 (b), a missing mark will be designated either by a black and yellow buoy or a buoy or vessel displaying Flag M. Modifying Race Signals, sound signals while displaying "M" may be omitted.

### 19. ABANDONMENT SIGNALS ("N" & "N" over "H")

Modifying Race Signals, "N" over "H" means, "All races including those not started are abandoned and will not be sailed." This signal made before 1:15 PM does not refer to afternoon races.

### 20. SHORTEN COURSE SIGNAL (Flag "S")

Modifying Race Signals, this signal displayed at a rounding mark means: "All classes finish between the rounding mark and the boat displaying this signal". When this signal is displayed over one or more class flags it pertains to those classes only.

### 21. RADIO COMMUNICATION

A boat shall neither make, receive, nor monitor radio communications while racing.

### 22. SIGNALS

The following signals will be used in accordance with Race Signals used in the Racing Rules of Sailing, except as modified in these Sailing Instructions.




**B**  
Solid  
Red

PROTEST SIGNAL



**C**  
Blue, Red  
& White

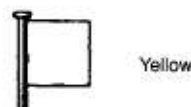
CHANGE OF COURSE  
WHILE SAILING



**I**  
Yellow Field  
Black Center

ACKNOWLEDGE INFRINGEMENT  
(When flown by racing yacht.)

ROUND THE ENDS RULE  
(When flown by Race Committee.)



Yellow

ACKNOWLEDGE  
BREACH OF RULE



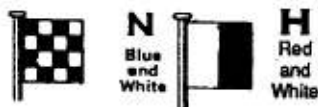
**L**  
Yellow  
and  
Black

POSTED NOTICE  
"COME WITHIN HAIL"  
OR "FOLLOW ME"



**M**  
Blue  
Field  
White  
Stripes

MARK SIGNAL



**N**  
Blue  
and  
White

**H**  
Red  
and  
White

ABANDONMENT  
SIGNALS



**S**  
White  
Field  
Blue  
Center

SHORTEN  
COURSE  
SIGNAL



**X**  
Blue Cross  
White Field

INDIVIDUAL  
RECALL



**Y**  
Yellow  
and Red

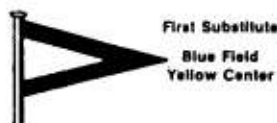
LIFE JACKET  
SIGNAL

Answering  
Pennant



Red  
and  
White  
Bars

POSTPONEMENT  
SIGNAL



First Substitute  
Blue Field  
Yellow Center

GENERAL RECALL  
SIGNAL



Blue  
Cone

FINISHING  
SIGNAL

# PORTABLE MARK COURSE ADDENDUM

The following instructions are applicable **ONLY** to courses 90 - 97:

**23. THE COURSE** - The diagrams show the courses, the approximate angles between legs, the order in which marks are to be passed, and the side on which the marks are to be left.

**24. MARKS** - Marks will be yellow inflatables. New marks, as provided in instruction 25, Change of Course after the Start, will be orange inflatables.

**25. CHANGE OF COURSE AFTER THE START** - A change of course after the start will be signaled before the leading boat has begun the leg, although the new mark may not be in position. Any mark to be rounded after rounding the new mark may be relocated to maintain the original course configuration. When in a subsequent change of course a new mark is replaced, it will be replaced with an original mark.

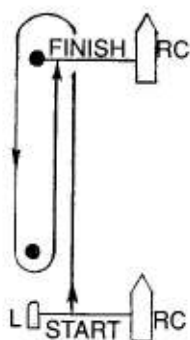
**26. THE FINISH** - The finishing line will be between a staff displaying an orange flag on a race committee boat displaying the flag/flags designating the class/classes using this finish line and the nearby mark.

**LIFT FLAP FOR COURSE 90 - 97 LAYOUTS**

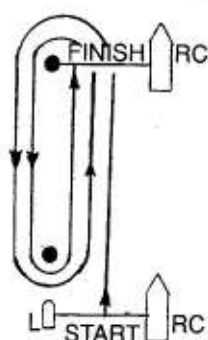
# PORTABLE MARK COURSE ADDENDUM

(NOTE PARTICULARLY PAR. 7.3, 11.2, 23, 24, 25 & 26)

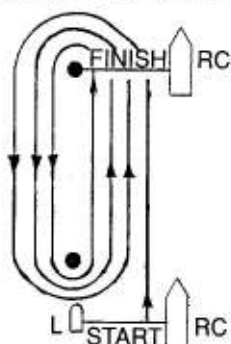
90



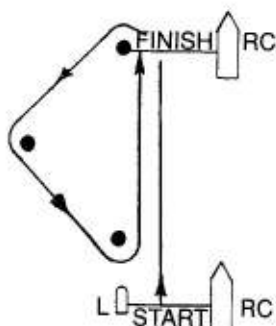
91



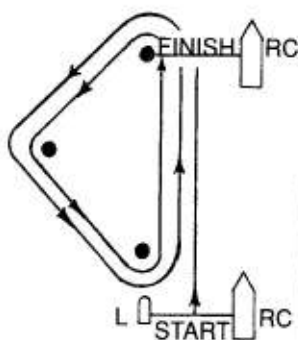
92



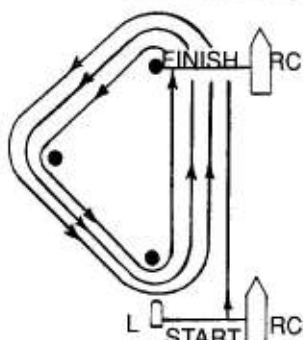
93



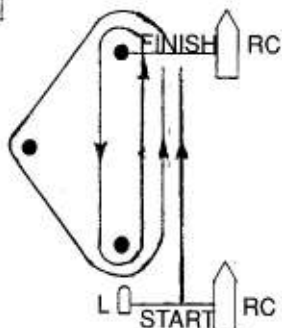
94



95



96



97

