

SAILING INSTRUCTIONS

1. RULES

- 1.1 The regatta will be governed by the rules as defined in the *Racing Rules of Sailing* (RRS) and the Regulations of the BBYRA Championship Series.
- 1.2 ADDENDUM S will apply to Club 420, Sneakbox and Junior Sunfish.
- 1.3 Lower Bay & Lavallette ADDENDUM will apply to PM E-Sloop and A-Cat on 7/3, 7/17 and 8/21 and 8/28.

2. NOTICES TO COMPETITORS

Notices to competitors will be posted on the official notice board located in the vicinity of the registration desk at the regatta headquarters.

3. CHANGES TO SAILING INSTRUCTIONS

Any change to the sailing instructions will be posted at least two hours prior to the scheduled AM or PM First Warning Signal.

4. SIGNALS MADE ASHORE

- 4.1 Signals made ashore will be displayed at the regatta headquarters.
- 4.2 When flag AP is displayed ashore, '1 minute' is replaced with 'not less than 30 minutes' in the race signal AP.

5. SCHEDULE OF RACES

- 5.1 CLASS SIGNALS AND STARTING TIMES. See inside.
- 5.2 When back-to-back races are scheduled for a class, the warning signal for the second race will be made as soon as practicable.

6. THE COURSES

- 6.1 The course chart shows the approximate location of marks, the order in which marks are to be passed, and the side on which each mark is to be left.
- 6.2 The Class placard and number of course to be sailed will be displayed by its Preparatory Signal. This modifies RRS 27.1
- 6.3 When courses 0 through 8 are signalled, the PORTABLE MARK COURSE ADDENDUM will apply.
- 6.4 No later than the warning signal, the race committee signal boat may display the approximate compass bearing of the first leg.
- 6.5 Any special course will be posted on the official notice board.

7. MARKS

- 7.1 Permanent marks will be drums painted orange and white with identifying letters painted in black.
- 7.2 Temporary marks will be as noted in paragraphs 7.3, 8.1, 9.2, 20, 22, AA on the Course Chart, ADDENDUM S, and Lower Bay ADDENDUM.
- 7.3 A missing mark will be replaced either by a black and yellow buoy or a buoy or boat displaying Flag M. Sound signals while displaying Flag M may be omitted. This modifies RRS 34(b) and RRS Race Signals.

8. THE START

- 8.1 The starting line will be between a staff displaying an orange flag on a Signal Boat at the starboard end and a large orange cone at the port end.
- 8.2 Boats whose warning signal has not been made shall avoid the starting area. After starting and before finishing, a boat may not cross the start line.

8.3 A boat starting later than four minutes after her starting signal will be scored Did Not Start. This changes RRS A4 and A5.

8.4 The race committee will attempt to hail and broadcast sail numbers of boats that are OCS on VHF channel 68. Failure of the race committee to hail or broadcast any sail numbers; failure of a boat to receive the recall hail or broadcast; a boat's position in the sequence of hail or broadcast numbers; promptness of the hail or broadcast shall not be grounds for redress. This changes RRS 62.1(a).

9. THE FINISH

- 9.1 For fixed mark courses the Race Committee will attempt to establish a windward finish and a patrol boat at the last turning mark may display a placard indicating the approximate bearing to the finish. Failure to do so shall not be grounds for redress.
- 9.2 The finishing line will be between a staff displaying an orange flag on a Finish Boat and a large orange cone except as indicated in the PORTABLE MARK COURSE, S, and LOWER BAY ADDENDUMS. This instruction does not apply when RRS 32.2 does.

10. PENALTY SYSTEM

A boat that may have broken a rule of Part 2 may either take a penalty as prescribed in RRS 44.1 or a Scoring Penalty as prescribed in RRS 44.3.

11. TIME LIMITS

- 11.1 The time limit will be two hours.
- 11.2 Boats still racing (and that do not subsequently retire, get disqualified, or get redress) 20 minutes after the first boat sails the course and finishes, will be scored TLE (Time Limit Expired, see SI 13.4).
- 11.3 For morning races, no Warning Signal will be made after 1130.
- 11.4 The time for the conclusion of morning races is 1230. Boats still racing after 12:30 (and that do not subsequently retire, get disqualified, or get redress) will be scored TLE (Time Limit Expired, see SI 13.4). This changes Instruction 11.1, and 11.2.
- 11.5 For afternoon races, no Warning Signal will be made after 1530.
- 11.6 Postponement signalled before 1200 does not apply to afternoon races. This changes RRS Race Signals.
- 11.7 Flag N over A means, "All races including those not started are abandoned and will not be sailed." This signal made before 1240 does not apply to afternoon races. This modifies RRS Race Signals.

12. PROTESTS AND REQUESTS FOR REDRESS

12.1 A boat is required to inform the race committee finish boat immediately after finishing of its intention to protest another boat, and provide the sail number of the protested boat. This changes RRS 61.

12.2 Protest forms are available at the regatta headquarters, line, finish, and signal boats or online at www.bbyra.org. Protests and requests for redress or reopening shall be delivered within the appropriate time limit:

- a) In person to the Protest Committee Chairman or Secretary, or a BBYRA Flag Officer, or
- b) Electronically at www.bbyra.org

12.3 The protest time limit is 2000 on the day of the race in question, except on the last scheduled racing day when the protest time is 1 hour from the time the Signal Boat docks. This modifies RRS 62.2.

12.4 Notices will be posted as soon as possible after the protest time limit on the official Protest Committee notice board at www.bbyra.org. Hearings will be held at Regatta Headquarters commencing at 0700 on the next scheduled race day or at a location and time agreed upon by the protest committee and interested parties, except on the last race day when hearings will be held immediately following the races.

12.5 Breaches of Instructions 8.3, 14.1, 14.2, 14.3, 14.4, 15, 16, & 17 shall not be grounds for protest by a boat. This changes RRS 60.1(a).

13. SCORING

13.1 Qualification is described in the REGULATIONS OF THE BBYRA. The number of scheduled races is shown on the Class Schedule.

13.2 RRS A4.2 is replaced with RRS A.9, Race Scores in a Series Longer than a Regatta.

13.3 RRS A2 is changed so that:

- (a) When fewer than 4 races have been completed, a boat's series score will be the total of her race scores.
- (b) When from 4 to 6 races have been completed, a boat's series score will be the total of her race scores excluding her worst score.
- (c) When from 7 to 8 races have been completed, a boat's series score will be the total of her race scores excluding her two worst scores.
- (d) When from 9 to 12 races have been completed, a boat's series score will be the total of her race scores excluding her three worst scores.
- (e) When from 13 to 15 races have been completed, a boat's series score will be the total of her race scores excluding her four worst scores.
- (f) When more than 15 races have been completed, a boat's series score will be the total of her race scores excluding her five worst scores.

13.4. Boats scored TLE will be scored points equal to the number of boats finishing within the time limit plus two points by the race committee without a hearing. This changes RRS A5, A9 and A11.

14. SAFETY REGULATIONS

14.1 Changes in registered skipper (person in charge) or sail number must be submitted in writing at the registration desk or a late entry boat prior to the boat's warning signal. The skipper need not be the helmsman but must be on board while racing.

14.2 Any registered boat sailing in the starting area between her warning and starting signals will be considered a contestant for the purpose of determining Championship Series qualification.

14.3 If a boat does not start or fails to finish, the skipper shall report personally or by radio directly to the Regatta Committee or a Patrol Boat flying a patrol flag before leaving the race course. VHF Channel 68 may be used by competitors to report withdrawal from a race.

14.4 All Club 420, Junior Sunfish and single handed competitors shall wear personal buoyancy at all times while afloat. This changes RRS 40 and the Part 4 preamble.

14.5 E Sloops shall deploy mainsail floatation at all times while racing. This modifies E Sloop Class Rules.

15. EQUIPMENT AND MEASUREMENT CHECKS

A boat or equipment may be inspected by the race committee at any time for compliance with the rules and the sailing instructions. On the water, a boat can be instructed by the race committee to proceed immediately to a designated area for inspection. When

Flag L and a class signal are displayed at the finish line, boats shall proceed immediately to a patrol boat flying the same signal in the vicinity of the finish line for a mandatory safety inspection. Boats must remain in the area until dismissed by the inspection team. While awaiting inspection, contact with other boats is prohibited. A boat that fails to comply with the rules or this instruction will be protested.

16. TRASH DISPOSAL

Boats shall not put trash in the water. Trash may be placed aboard support and race committee boats.

17. RADIO COMMUNICATION

A boat shall neither make radio transmissions while racing nor receive radio communications not available to all boats. This restriction also applies to cell phones, pagers, radios, etc. Transmission from these devices is only allowed for emergencies. The Race Committee will monitor Channel 68 for emergency transmissions.

18. DISCLAIMER OF LIABILITY

Competitors participate in the regatta entirely at their own risk. See RRS 4, Decision to Race. The organizing authority will not accept any liability for material damage or personal injury or death sustained in conjunction with or prior to, during, or after the regatta.

PORTABLE MARK COURSE ADDENDUM

The following instructions are applicable ONLY to courses 0-8:

19. THE COURSE

19.1 The diagrams show the courses, the approximate angles between legs, the order in which marks are to be passed, and the side on which the marks are to be left.

19.2 A gate may be employed on any windward-leeward course. When there is a gate boats shall sail between the gate marks from the direction of the previous mark and round either gate mark. Use of a gate will be signaled by display of placard "G" following the course number.

19.3 A short leeward mark may be used and will be signaled by placard "S" following the course number.

20. MARKS

Marks will be yellow tetrahedrons. New marks, as provided in instruction 21, **CHANGING THE NEXT LEG OF THE COURSE**, will be orange tetrahedrons. The Initial Mark (IM) will be a large yellow cone. The short leeward mark will be a yellow tetrahedron with a black band.

21. CHANGING THE NEXT LEG OF THE COURSE

A change of course after the start will be in accordance with RRS 33. When in a subsequent change of course a new mark is replaced, it will be replaced with an original mark. During the race, gate marks may be repositioned without signal for minor changes in the course. This changes RRS 33.

22. THE FINISH

The finishing line will be between a staff displaying an orange flag on a Finish Boat and an orange ball to weather of the windward mark except Courses 7 and 8 that will finish between a Finish Boat and an orange ball in the vicinity of the leeward mark.

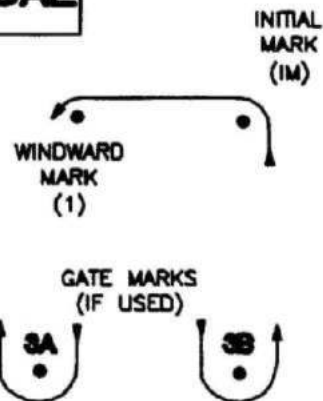
USE OF AN "INITIAL MARK"

On portable courses, the BBYRA is using an **INITIAL MARK (IM)** located to windward of the starting area. Boats must leave this mark to port prior to assuming the posted course. The initial mark will be placed approximately 100-200 yards to the right of the first portable mark. See Diagrams.

USE OF A "SHORT LEEWARD MARK" (SI 19.3)

If a **SHORT LEEWARD MARK** is used it will be a yellow tetrahedron with a black band placed to windward of Mark 3.

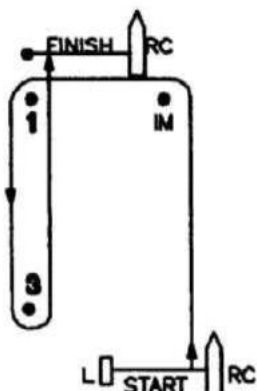
TYPICAL



PORTABLE MARK COURSES

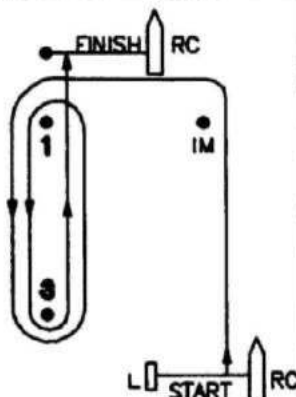
Note particularly SI 6.3, 19, 20, 21 & 22

0



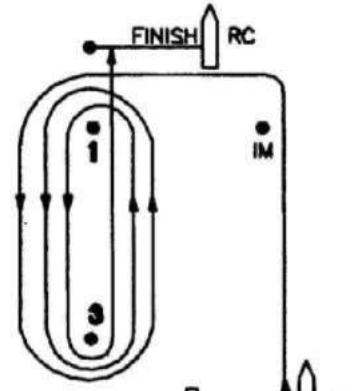
START-IM-1-3-FINISH

1



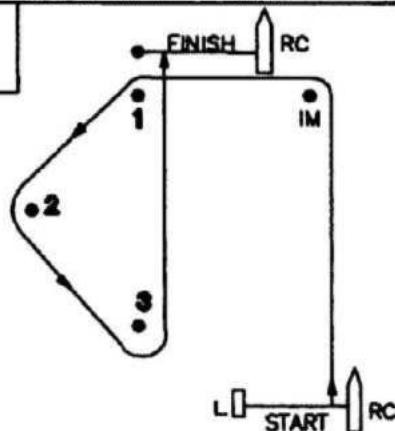
START-IM-1-3-1-3-FINISH

2



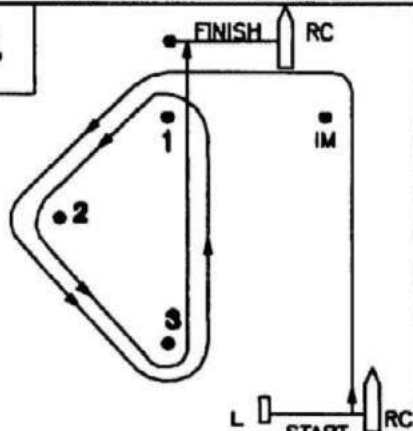
START-IM-1-3-1-3-1-3-FINISH

3



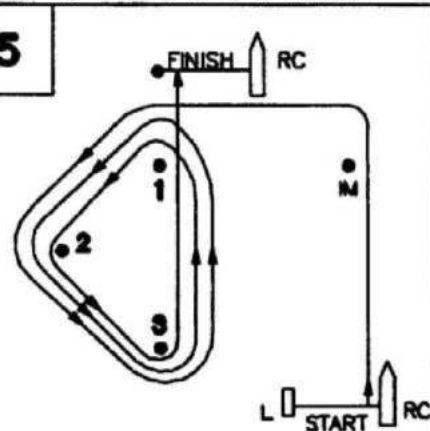
START-IM-1-2-3-FINISH

4



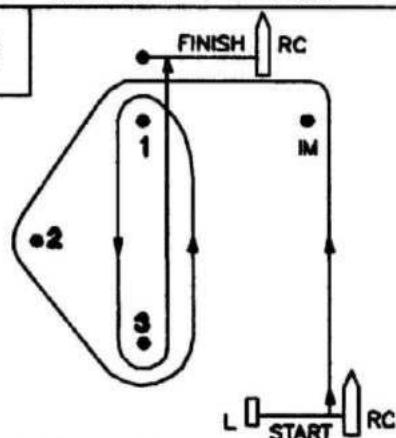
START-IM-1-2-3-1-2-3-FINISH

5



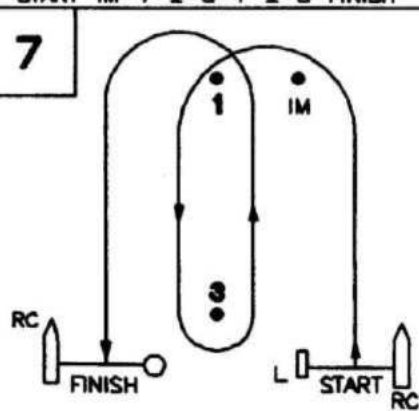
START-IM-1-2-3-1-2-3-1-2-3-FINISH

6



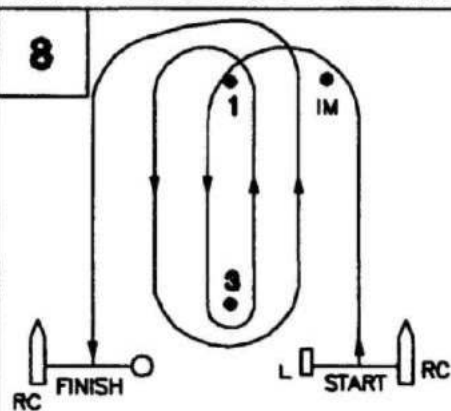
START-IM-1-2-3-1-3-FINISH

7



START-IM-1-3-1-FINISH

8



START-IM-1-3-1-3-1-FINISH